

# Install options for Design Junction Wall Art & Address Signs

## Powder Coated Signs & Wall Art


All powder coated wall art and sign monograms are made in aluminium. The material is light but strong enough to withstand harsh conditions.

Option #1. You can just screw the panel to a wall using screws suitable for the wall substrate.

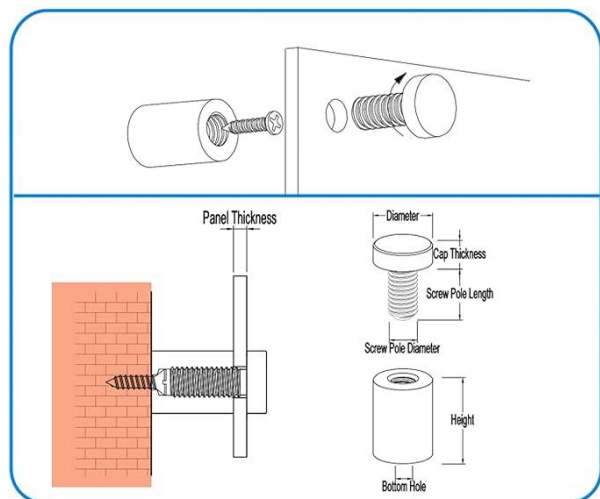
Option #2. 3M Command strips. These are easily available from most hardware stores. Use enough strips to support the weight of your Metal Art. (For indoor use only)



Option #3. Choose the 20mm Standoff Wall Mounts to create a 3 dimensional display of colour and shadows. When you choose this option, we will change the mounting holes to 9.00 mm (suitable for the wall mounts.)



## Installation Method



## Corten Steel Signs & Wall Art


Corten steel products are supplied in raw steel finish and are designed to develop a protective weathered layer over time. The weather conditions may cause leeching or rust running on the mounted surface. Since rusting (Weathered Patina) is the intended finish of the steel, we disclaim all responsibility for damage caused as a result of this aging and weathering process.

For this reason, we recommend using spacers between the corten steel wall art and the wall. Although this reduces the risk of rust runs, the risk is not eliminated totally.

Corten products are also heavier and need a strong media to hold on to a wall. Please choose the hardware that is suitable for the substrate and strong enough to support the weight of the metal art.

Option #1. You can just screw the panel to a wall using screws suitable for the wall substrate. Use the stainless steel spacers supplied with the artwork to hold it off the wall and reduce the chances of rust runs.

Option #2. Choose the 20mm Standoff Wall Mounts to create a 3 dimensional display of colour and shadows. When you choose this option, we will change the mounting holes to 9.00 mm (suitable for the wall mounts). We will also replace the button with a M8 black bolt that will rust to the same finish as the corten steel, while the stainless steel spacer prevents the rust runs.



## Installation Method

